

Woo Haran 우하란

**Na Ra Ga Da**

**Instruments:**

Water 300ml in a nickel silver pot on gas with a knob

Two finger cymbals pitched G

A plastic fork

A wind instrument that can produce an airy sound

**Introduction:**

This piece is about evaporation.

Evaporation makes water molecules fly.

“Fly” in Korean is “날아가다”(Naragada).

Naragada has four syllables that start with *N*, *R*, *G*, and *D*.

*N* is the 14th letter of the English alphabet and translates to the note G. Because G is the 14th musical note from the note A.

*R* is the 18th of the alphabet and translates to the note D for the same reason.

*G* is the 7th alphabet and translates to the note G.

*D* is the 4th alphabet and translates to the note D.

These four letters represent the four sections of a cycle that repeats throughout this piece.

In the ***N*** section, the G is played on cymbals for 14 seconds.

In the ***R*** section, the D is played on wind instrument for 18 seconds.

In the ***G*** section, the G is played on cymbals for 7 seconds.

In the ***D*** section, the D is played on wind instrument for 4 seconds

One cycle is a total of 43 seconds.

Start playing when the water boils and repeat this cycle until the water dries completely.

The amount of water should be around 100ml, so the whole piece takes around 5 minutes.

**Instruction:**

Water: Adjust the knob as indicated. Let the gas and the boiling water be heard.

Cymbals: Caress one cymbal against the other gently, or rub the cymbals together in a rough way. Imitate the sound from the nickel-silver pot.

Fork: Scratch the tines with a finger or another object. Imitate to the sound from the boiling water bubbles.

Wind Instrument: Play D notes in airy sounds. Imitate the sound from the gas.

# Na Ra Ga Da

Woo Haran (2023)  
Duration: 5 minutes


N 14 seconds

R 18 seconds

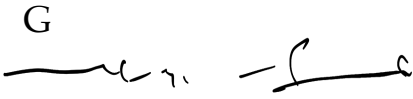
G 7 seconds

D 4 seconds

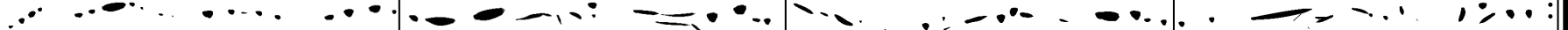
Water



Cymbals



Fork



Wind



Start when the water boils

Repeat until water dries